

.....

Hello 
everyone!

Here is the Senior Infant homework for the next three weeks **27th April to 15th May 2020**. The Senior Infant sight words and reading sheets are attached. There are some maths sheets, words to practise blending and writing and phonics sheets included also (If you want to do extra work). Try your best and do what you can. Hopefully we will see you back in school soon.

Take care

Mrs Sheahan, Ms Hartnett and Miss Sheehy

.....

Homework : Monday 27th April- 1st May 2020

Monday

- Reader- **Bath time for Rags** page 13
- New words : **wet, garden, muddy, loves, roll, mud**
- Homework copy: senior infant sight words: write a sentence for these words: **(an, as, baby, back, be, bed) (6 sentences in total)**
- Read a book from the oxford owl website <https://www.oxfordowl.co.uk/> or Little fox readers <https://www.littlefox.com/en/readers>
https://www.littlefox.com/en/readers/contents_list/DP000475
https://www.littlefox.com/en/readers/contents_list/DP000472
There are lovely animated abc books and word families books and a good selection of stories

Tuesday:

- Reader- **Bath time for Rags** page 14
- New words : **bath, him, give, let's, must, ask**
- Planet Maths pages **28 +29**
- **Number formation: write a row of each of the numbers 1 to 10 in your HW copy**
111111/2222222/333333/4444444/555555.....1010101010.
- Read the poem **Up Up Up (see attached)** Find the words that rhyme
- Read a free downloadable ebook from the above websites

Wednesday:

- Reader- **Bath time for Rags** page 15
- New words : **not, home, ask, mammy, daddy, can**
- Sounds in action pages **52+53**
- **My News** : Write a few sentences on what you did this week and draw a picture.
Eg. Today is Wednesday. It is a sunny day. It is the month of April. I made some buns.
- Read a free ebook from the above websites

Thursday:

- Reader- **Bath time for Rags** page 16
- New words : **yes, but, does, hear, tells, excited**
- Write Here pages **50**
- **Planet Maths** page **30 +31**
- Grow in Love pages **50+51(The Church)**
- Read a free ebook from the above websites

Bathtime for Rags words: pages 13/14

wet	bath
garden	him
muddy	give
loves	Let's
roll	must
mud	ask

Bathtime for Rags words: pages 15/16

not	yes
home	But
ask	does
Mammy	hear
Daddy	tells
Can	excited

Homework : Monday 4th May – 8th May 2020

Monday

- Reader-Bath Time for Rags: page **17**
- new words :**put,into,now,all,holds,hose**
- Homework copy: senior infant sight words: write a sentence for these **birthday,boy,but,cake,came,can't** (6 sentences in total)
- Read a free ebook from the above websites

Tuesday:

- Reader- Bath Time for Rags: page **18**
- New words :**splash,floor,bathtime,rubs,soap,bathroom**
- **Planet Maths** page **32 +33**
- Write all 26 letters of the alphabet both lower case and capitals
- **aA bB cC dD.....Zz into your copybook.**
- Read a free ebook from the above websites

Wednesday:

- Reader- Bath Time for Rags: page **19**
- new words: **towel,did,job,good,dry,walls**
- Sounds In Action pages **54+55**
- Read the poem **Jump, Frog Jump (see attached)** find the words that rhyme
- Planet maths pages **34+35**
- Read a free ebook from the above websites

Thursday:

- Reader- Bath Time for Rags: page **20**
- new words: **sorry, footprints ,paws, over, everywhere, mess**
- **Write Here** pages **51+52**
- **Grow in Love** pages **62+63 (May is the Month of Mary)**
- **News:** Write a few sentences on what you did today and draw a picture
- Read a free ebook from the above websites

Bathtime for Rags words: pages (17+18)

put	splash
into	floor
now	bathtime
all	rubs
holds	soap
hose	bathroom

Bathtime for Rags words: pages (19/20)

towel	sorry
did	footprints
job	paws
good	over
dry	everywhere
walls	mess

Homework : Monday 11th May – 15th May 2020

Monday:

- Reader- Bath Time for Rags: page **21**
- new words :**happy , cross, asked, said, mad, helping**
- Homework copy: senior infant sight words: write a sentence for these (children,did,do,door,down,farm) (**6 sentences in total**)
- Read a free ebook from the above websites

Tuesday:

- Reader- Bath Time for Rags: page **22**
- New words: **washing, clean, so, tired, won't, again**
- **Planet Maths** page **36+37** <https://www.youtube.com/watch?v=b8C6VUKeC6Q>
- <https://www.youtube.com/watch?v=Lo1xM2qcl48>
- <https://www.youtube.com/watch?v=oaAaMA6I5kQ>
- Read the Poem **Zoom Zoom** (see attached) Find the words that rhyme
- Read a free ebook from the above websites

Wednesday:

- **Bathtime for Rags Reading sheet 1 + 2 + 3**
- **Sounds in action** pages 56+57
- **Planet Maths pages 38+39**
- Read a free ebook from the above websites

Thursday:

- **Bath Time for Rags: reading sheet 4 + 5 + 6**
- **Write Here** pages **53+54**
- **Grow in Love** pages **52+53 (Baptism)**
- **Planet Maths page 40**
- Read a free ebook from the above websites

Bathtime for Rags words:pages (21/22)

happy	washing
cross	clean
asked	so
said	tired
mad	Won't
helping	again

Bathtime for Rags reading sheet 1

- The garden is wet and muddy.
- Rags loved to roll in the mud.
- "Let's give him a bath " says Emma
- Luke says, "We must ask your mammy first."

Bathtime for Rags reading sheet 2.

- Emma says, "I will ask Daddy,"
- Emma's Mammy is not at home.
- Emma asks, "Can we give Rags a bath, Daddy?"

Bathtime for Rags reading sheet 3.

- Daddy is watching the rugby.
- He does not hear Emma
- He is too excited.
- Emma thinks Daddy said yes.
- Emma and Luke put Rags into the bath.
- There was mud everywhere.
- Emma and Luke were all muddy.

Bathtime for Rags reading sheet 4

- Luke holds the hose.
- Emma rubs in the soap.
- The bathroom is very muddy.
- There was mud on the walls.
- There was mud on the floor.

Bathtime for Rags reading sheet 5

- Emma rubs Rags with a towel.
- He is very clean now.
- Luke says, "We did a good job!"
- They were happy.
- Mammy came home
- She looks at the bathroom.

Bathtime for Rags reading sheet 6

- Mammy is not happy.
- Emma and Luke are not washing Rags now.
- They are washing the floors and the walls.
- Daddy is washing the bath.
- Mammy will be happy.

Senior Infant Sight Words:

an	as	baby	back	be	bed
birthday	boy	but	cake	came	can't
children	did	do	door	down	farm
five	four	Friday	from	girl	going
good	got	had	hand	happy	has
have	help	her	him	his	home
how	if	into	jump	leg	letter
little	live	love	made	make	men
Monday	must	new	next	not	now
old	one	our	out	party	pig
put	ran	ring	Santa	Saturday	saw
school	shoe	six	some	sun	Sunday
take	that	them	then	there	thing
three	Thursday	too	took	Tuesday	two
us	very	want	was	water	way
Wednesday	were	what	when	where	why
will	with	your			

Reading and writing skills:

Using Jolly phonics children are taught to read by blending letter sounds to form words. They are taught to write by identifying the sounds in words and knowing which letters relate to these sounds.

In order for children to write phonetically regular words by themselves they have to be able to hear the sounds in words and know how to write the letters for those sounds. You can help your child practise these skills by calling out the words for them to try and write the words all by themselves into their copybooks.

The following lists of words can be used for blending practice and dictation.

Task 1: Reading: Ask your child to read the following words by sounding them out. (Only read as many words as they can from the list. Start with 5 and you can increase this to as many as your child is able for) short sessions are best.

Task 2: Writing: call out the words to your child to write into their copy. (**Dictation**). Start with 5 at a time and if your child is able for more you can increase this number. You can do this a few times per week. Only do a few at a time and if your child gets tired leave it for another time.

Group 1 words: for blending and dictation

sit	it	spat
pan	tap	pit
tip	pip	sip
sat	at	tin
in	spin	pant
ant	nap	tan
pat	an	spit
snip	pin	nip
sap	its	span
snap	sin	stint

Group 1 + 2 words: for blending and dictation

red	can	an
mat	ten	kept
dip	ham	did
end	stamp	cat
sad	man	pen
hip	sent	hand
mist	stand	met
spend	hid	step
men	kid	hat
tent	cap	cramp

Group 1 + 2 words: for blending and dictation

him	din	hen
mad	rest	ran
and	pet	crept
hit	had	test
map	desk	rat
rip	tramp	act
mend	set	sack
damp	risk	camp
send	ram	hint
mint	sand	dent

Poems

Up, Up, Up

Sight words: up, a, it, can, come, down, my, away, I (like)



Up, up, up
Goes a jet.
It goes as high
As it can get.



Up, up, up
Goes a balloon.
It won't come down
Any time soon.




Up, up, up
Goes my hat.
It blows away
I don't like that!




Jump, Frog, Jump

Sight words: jump, a, the, in, to, away


A green frog sat
On a stump.
Along came a snake...
Jump, frog, jump!




The green frog sat
On a stump.
Along came an owl...
Jump, frog, jump!



A green frog sat
On a stump
Along came a boy...
Jump, frog, jump!



Into the lake
Frog did jump.
Hurry away...
Jump, frog, jump!



Zoom, Zoom, Zoom

Zoom, Zoom, Zoom

We're going to the moon.

Zoom, Zoom, Zoom

We're going to the moon.


If you'd like to take a trip

Climb aboard my rocket ship.


Zoom, Zoom, Zoom

We're going to the moon.

5, 4, 3, 2, 1, Blast off.




Monday

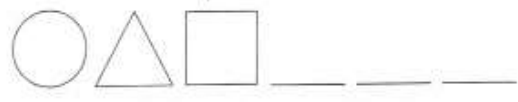
1. Draw a hat on each person. How many hats are there? 

2. Draw 4 flowers.

3. How many? 


4. Fill in.
1, 2, , 4, 5,

5. How many sides has a rectangle? 

6. Finish the pattern.


7. Match in under 


8.  = c

9. Colour the 5c coin yellow. 

10. Colour the tallest building green. 

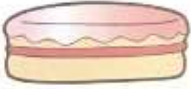
Tuesday

1. Draw more stars to make 5. 


2. How many? 

3. Match. summer  winter

4. How many sides has a circle? 


5. Draw 6 candles on the cake. 

6. Fill in.
1, , , 4,

7. Count. Add. Write.

4 + 2 =

8.  = c

PET SHOP

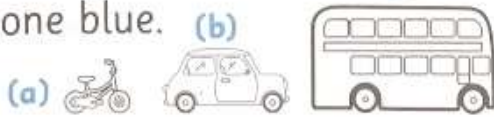


9. There are rabbits. Colour them yellow.

10. There are cats. Colour them orange.


Wednesday

1. Colour the heaviest (c)
one blue. (b)




2. Draw 5 straws.


3. Ring the set that has more.



4. Colour the container that holds less. (a)



5. Ring the shapes that are not triangles.



6. Count. Add. Write.



7. Fill in.

1, , 3, , 5,

8. How many?



9. Count. Add. Write.



$5 + 1 = \underline{\quad}$

10.  = c

/10

Thursday

1. Write the numeral six.

2. Write the number that comes between 4 and 6.

3. Ring the container that holds more.



4. How many?



5. Ring the shapes that are not circles.




6. Count. Add. Write.




$2 + 3 = \underline{\quad}$

7. Write. Colour the correct number of ladybirds.



8. Finish the pattern.



9. Draw a  on top of the table.



10. Draw a  in the .

/10



The 'ch' sound

This worksheet gives your child the chance to practice reading the 'ch' sound.

Parents, ask your child to:

- Read each of the words. With practice, they should be able to recognise and correctly read the 'ch' sound.



chair



chese



church




watch



chop



beach




ch



"sh" Words

Read the following words.




shark



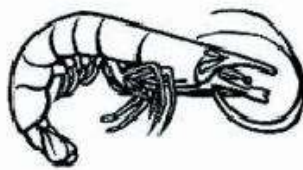
ship



fish




sheep



shrimp



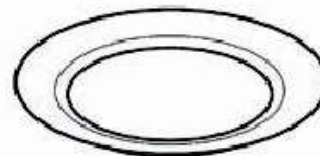
trash



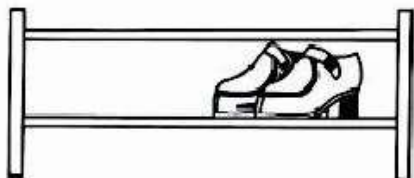
shell



shoe




dish



shelf



shirt



leash


Name _____



Sheila the Shark

Sheila the shark loved to wash her hair with shampoo. She used a shell to brush it, and then she washed it really well. Sheila always shared her shampoo with other sharks, and they were so thankful.

Draw a picture to match the story.



Write the "sh" words you found in the story.

--	--	--

Finish the Words!


Words beginning with **ch** and **sh**.




_____ eep



_____ ip



_____ ark



_____ urch



_____ air



_____ imp



_____ erry



_____ oe



_____ ed



_____ eese



The 'th' sound

This worksheet gives your child the chance to practice reading the 'th' sound.

Parents, ask your child to:

- ☒ Read each of the words. With practice, they should be able to recognize and correctly read the 'th' sound.



tee th

3

three



thumb



mouthth



pathth



thin

<https://www.youtube.com/watch?v=Ih55yasmR-Q>
<https://www.youtube.com/watch?v=5mFC1zFCrFc>
<https://www.youtube.com/watch?v=OB43Qgu2Oac>
Digraph Phonics by turtle Diary- th sound youtube

th Word List 3

than

there

thank

these

that

they

theft

thin

their

think

them






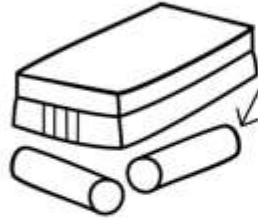

third

then

thirsty

Name: _____

Matching Digraphs



© My Teaching Pal

sh

ch

th

sh

ch

sh

ch

th

roof



food

smoothie



book



foot

hook



moon



cook



wood




pool



tools



wool



-oo-

book

goose

cool

crook

food

broom

good

stood

hood

stool

look


stoop

moon

shook

soon

drool



Practise reading

took

look

book

shook

cook

foot



Practise reading

too

zoo

food

pool

moon

spoon

Name: _____

OO Words

Missing Letters

Write the missing letter for each word. Then write the word.



o o k



f o o



f o d



t o l



o o k



h o k

<https://www.youtube.com/watch?v=du3incCU6Xc> Digraph phonics by turtle Diary- ee sound youtube

<https://www.youtube.com/watch?v=jFUz6cZAXNo>

ee

tree

bee

feet

three 3

© Copyright 2011 www.spellzone.co.uk



what can you see?

2. see, three, bean, green, keep,
need, sleep, feel

ee ee

Practise reading

Read in Fred Talk, then read the word

see

. _ .

three

_ . _ .

been

. _ . .

green

. . _ . .

seen

. _ . .

sleep

. . _ . .

e Sound as in Feet

Finish printing the words and then read them:

m _ _ t

f _ _ t

b _ _ t

s l _ _ p

p _ _ p

f _ _ l

b _ _

k _ _ p

n _ _ d

f _ _ d

s t r _ _ t

h _ _ l