

Homework Activities Room 6 First Class

Mrs Matthews

Monday April 20th – Friday May 1st

1. English Reading and Writing

- **Farmyard Adventure** Pages 24, 25, 26, 27
- **Read at home** Pages 93, 94, 95, 96, 97, 98, 99, 100
- **Read a book** from home
- Read **2 poems** (1 poem per week). Practice reading a poem every day. Maybe you can try to learn the poem “off by heart”.

- **Read a book online.**

The following website can be accessed for free. There are many different books to choose from.

www.oxfordowls.co.uk

- **Wordwise**

Pages 58, 59, 60, 61

The Cowboy hat

Pages 70, 71, 72, 73

Spring Time

- Draw a picture and write about it.
- Write an **acrostic poem** on Spring (attached). Each sentence begins with the letters in the word ‘Spring’

Example:

S- sunny days are here again

P- primroses growing everywhere

R- rabbits hopping in the field

I- I love Spring, I really do

N- No more snow or ice or hail

G- Girls and boys can play all day

- Copy 5 sentences from the sheet in your best writing. (1. The fox cub ran to the hut)
- Write all the things that are 'wrong' in the picture (attached).

2. Spellings

- day, say, lay, hay, May, ray, pay, Kay, way, pray, clay, tray
- Max – Mr Kelly- April check- feet
- Challenge your child to learn 5 days | 5 numbers | 5 months

3. Maths

- **Story of 16-** Use 16 lollipop sticks to discover the 'sums' that make 16.
Write these out in your copy.
- Lay out the lollipop sticks in 2's and **practice** counting in 2's. When you start at 2 and count in 2's the numbers you say are even. Colour all the

EVEN numbers **red** on the 100 square. The other numbers are odd-
colour them **yellow**.

- **Game: “Clap and tap”**

Throw a small cube to land on the 100 square e.g. say it lands on 24- 2
tens and 4 units. Child “claps” 2 times for the 2 tens and “taps” table 4
times with the pencil for the 4 units.

Do lots of these every day.

- **The abacus**

We can draw a ‘picture’ of a number on an abacus

4. Planet Maths

Pages 26, 27, 67, 72, 73 (A), 74, (C), 92

5. Bua na Cainnte

Pages 48, 49, 50, 51, 67

Chaill mé= I lost (Kyle)

Uirthi= on her (irhee)

Air= on him (er)

6. Earthlink

Pages 54, 55, 72

7. Useful Websites

Art: Arthub4kids.ie has lots of lovely ideas.

Physical Education: Youtube “The Body Coach” (Joe Wicks)

RTE 2 on weekdays @11am “Home School Hub”. Watch it anytime on the RTE player.

Optional fun activities to choose from

- Pick a letter of the alphabet from a bag. Child makes up a sentence as follows;

(A) I love my love with a (A) because they are **amazing**

(B) I love my love with a (B) because they are **brave**

- Write down today's day in your copy. See how many words you can write in 10/15 minutes that start with the same letter as the day e.g.

Wednesday- we, wet, water etc

- **Kims game (memory game)**

Place 10/12 small objects on table.

Cover the objects.

See how many your child can recall or remove 1/2 objects. Can your child spot the missing objects.

- **What happened next ? (imagination)**

Child picks a story that they liked

Child recalls the main events that happened in the story right to the end.

Can they **'imagine'** what might have happened next?

- **Change the word. (pencil and paper)**

Child starts with a 3 lettered word e.g. cat. Each time they change 1

letter to make a new word, cat, bat, bag, big, wig, win.

Challenge your child to get 20/30/40 words !

The Little Furry Rabbits



The little furry rabbits,
Keep very, very still.

And peep at me above
the grass,


As I walk up the hill.

But if I venture nearer,
To join them in their
play,

A flash of white and
they are gone,

Not one of them will stay!

The tadpole



Underneath the water-weeds

Small and black, I wriggle,

And life is most surprising!

Wiggle! Waggle! Wiggle!

There's every now and then a most

Exciting change in me,


I wonder, wiggle! waggle!

What I shall turn out to be!




10

What's Wrong with This Picture?



Acrostic poem



S

P

R

I

N

G



