

Room 7 Optional Homework (Mrs Cott and Ms Healy)

Hi Boys and Girls,

We hope you are well and are having fun at home. We hope that ye are doing your best and helping out at home as much as ye can. We are sure that ye are being really good for everyone at home! Below you will find some suggested work for the next two weeks. The work is optional so do whatever you can.

If you would like to email us pictures of your work we would love to see them or if you have any questions do not hesitate to contact us. Our email is leeniehealy82@gmail.com. Looking forward to seeing you all soon hopefully,

Stay safe,

Mrs Cott and Ms Healy

Work starting Monday 4th May

Maths: Daily maths sheet (attached)

Planet Maths pages 130 -133

Make clock before completing page 133

Maths - make a clock (cereal box, base of a saucepan can be used-see picture below attached)

https://content.folensonline.ie/programmes/PlanetMaths/PM1/resources/activitya/pm_1c_133a/index.html

Maths - click and watch this video on time

<https://www.youtube.com/watch?v=HrxZWNu72WI>

https://content.folensonline.ie/programmes/PlanetMaths/PM1/resources/activitya/pm_1c_133/index.html

Spellings: Dolch word list 6 and 7

Monday: yellow; five; six; walk

Tuesday: two; or; before; eat

Wednesday: again; play; who; been

Reading: Dolch word lists 1-7. Read 2 lists each day.

Oxford Owl - Pick a book online and read a few pages - its free to sign up

Click into Free e-book library and pick any book

(<https://www.oxfordowl.co.uk/for-home/find-a-book/library-page/>)

Read poem: Summer (attached)

Starfall - www.starfall.com. Grade 1.

There are lots of different reading activities on starfall, maybe pick a
different 1 each day to keep it fun. Learn to read; It's fun to read;

I'm reading; Talking Library; and more phonics.

(If you find that grade 1 is too difficult, click into kindergarten. There are some
Lovely revision activities on this page that would be of benefit to all of the children,
Click on the picture of the mouse or the picture of the abc blocks and there are lots

More to explore too.

There are also some maths games on starfall too.)

Writing: Continue daily diary.

Daily sentences.

Some writing ideas for this week are: My Weekend

The Door Guard (See sheet attached)

Summer Sense Poem (see picture attached)

Free writing - You are a King or Queen for a day (where do your Royal family live, What
would you do if you were a king or Queen, who would live in the palace with you, what do
you wear, what orders would you give and draw a picture)

Pick any topic from the WRITE sheet from last weeks work

Write a few lines on the topic in your English copy and draw a picture.

Grow in Love: Page 50, 51 and 52

Earthlinks: Pg 85: Directions - give frog directions to the shop. On a sheet of paper,
draw your own picture giving someone directions.

Page 86: Time Capsule Letter

Page 87: Traditional Games. It might be nice to interview a parent/grandparent about
games that they played in the past (names of the games, how to play the game, did they
need anything to play the game, how many could play the game etc)

Art: Arthub4kids (type this into You Tube and pick something to draw - lots of
lovely ideas)

Lighthouse (see picture attached)

Work starting Monday 11th May

Maths: Daily maths sheet

Planet Maths pages 134

click and watch this video on time <https://www.youtube.com/watch?v=r-rayvaGluMY>

https://content.foolensonline.ie/programmes/PlanetMaths/PM1/resources/activities/pm_1c_134/index.html

click here and select one page on o'clock activities and one page of half past activities.

<https://www.twinkl.ie/resource/t-n-2544952-oclock-and-half-past-activity-sheets>

months of the year watch <https://www.youtube.com/watch?v=IPeAo1hz8GA>

Planet Maths pg 135 and 136

Spellings: Dolch word list 7 and 8

Monday: may; stop; off; never

Tuesday: seven; eight; cold; today

Wednesday: fly; myself; round; tell.

Reading: Dolch word lists 1-8, Read 2 lists each day.

Oxford Owl - Pick a book online and read a few pages - its free to sign up

Click into Free e-book library and pick any book

(<https://www.oxfordowl.co.uk/for-home/find-a-book/library-page/>)

Read poem: Honeybees (attached)

Starfall - www.starfall.com. Grade 1.

There are lots of different reading activities on starfall, maybe pick a different 1 each day to keep it fun. Learn to read; It's fun to read;

I'm reading; Talking Library; and more phonics.

(If you find that grade 1 is too difficult, click into kindergarten. There are some

Lovely revision activities on this page that would be of benefit to all of the children,

Click on the picture of the mouse or the picture of the abc blocks and there are lots

More to explore too.

There are also some maths games on starfall too.)

Writing: Continue your daily diary.

Daily sentences.

Some writing ideas for this week are: My Weekend

The Cave (see sheet attached)

List poem Summer (see picture attached)

Free Writing - If I was an animal for a day (What would you be and why, where did you go, what did you do, what was your favourite part and draw a picture)

Pick any topic from the WRITE sheet attached.

Write a few lines on the topic in your English copy and draw a picture.

Grow in Love: Page 53, 54 and 55

Earthlinks: Page 88: Treasure Map. Some other ideas you might like are: Create your own treasure map on a sheet of paper, write a story about a treasure hunt, draw a picture of a pirate ship/treasure chest.

Page 89: Water. Other ideas: Create a poster showing us how to save water/ stop water being wasted.

Page 90: Heating and Cooling.

Art: Arthub4kids (type this into You Tube and pick something to draw - lots of lovely ideas)

Create your own treasure map: <https://www.twinkl.ie/resource/t3-g-395-design-your-own-treasure-map-activity-sheet>


Simple paper plate crafts

Some Extra work if you run out or want to do more:

I have attached another document with some fun things to do if you run out. It's labelled Extra Work for first class. Enjoy☺

Also do not forget that Da Vinci are still printing children's homework for free if you would like your pages printed. All the information is on the picture:





HONEYBEES

Honeybees are a bright sunny yellow,
And they're busy all day with the chore
Of filling their hives up with honey
(I've heard it's a food they adore).

Honeybees all have very sharp stingers;
They don't like invasions of space;
And if you come too near their dwelling,
They'll sting you all over your face.



Excerpt: "Suzie Bitner Was Afraid of the Drain"
By Barbara Vance at SuzieBitner.com

How to Write a List Poem

1. Write down the things you see in a list on the right side of your paper.
2. On the left side, write describing words about those things.

SPRING
yellow flowers
green trees -
potholes bush
sea pl buds
brilliant sky
stony rocks
lovely grass

The Door Guard

I work in the King's castle. My job is to guard a small door in the lowest level of the dungeon.
For two years, I have seen nothing and I've heard nothing.
Nobody has come in or out of that door.
But two days ago, I heard a faint rumbling noise coming from the other side. And yesterday, the noise got louder. . .



The Cave



I was standing in front of the cave's entrance. Around the cave, there were seven different signs warning people to keep out. I wondered what could be in there. I had a flash light so ...

"Keep Out!"

"Danger!"

"Stay Away!"

"Beware!"

"Are you crazy?"

"I warned you"

"I wouldn't go in there!"

Fun Story Starters!

1. Friendship means...
2. My dream school has...
3. What makes me really happy is...
4. If I won the lottery...
5. If I had a magic wand, I would...
6. If I could change one thing in history...
7. If there were no bullies in the world...
8. If I were the principal for the day...
9. If no one knew how to read...
10. If the world really turned upside down...
11. If I was a famous artist...
12. If I had a time machine...
13. If the world had no rules...
14. Three ways to help others are...



Summer Sense Poem

Summer

Summer looks like _____

Summer smells like _____

Summer feels like _____

Summer sounds like _____

Summer tastes like _____

Summer



Simple Paper plate crafts:











Maths Clock

You can use a cereal box or a piece of paper. Use a saucepan and draw a circle around the base with a pencil. Cut it out and stick on a hour handle and a minutes handle



Monday








- Count on.
7, 8, , 10,
- $7 + 5 =$
- Write the numeral eleven.
- Which holds less?  (a)  (b)
- It is o'clock. 
- What number comes after 10?
- Circle the odd shape out.

- $3 +$ $= 5$

- How many stars?

- $5c + 3c =$



- There are more than .
- There are 12 balls in this box. 8 of them are blue. All the other balls are red. How many red balls are there?



Tuesday


- Count on.
7, , 9, , 11,
- This is a . 
circle square triangle
- $5 + 5 =$
- Write the numeral twelve.
- Circle the larger number. **13** **15**
- Join the dots 1 to 15 to make a picture. 
- Count the coins.

- $5 +$ $= 10$ 
- Which scarf is shorter?
(a) 
(b) 
- + = 

- Use these shapes to make a house.



- Yesterday I went fishing with Daddy. I caught 5 fish and Daddy caught 6 fish. How many fish did we catch altogether?



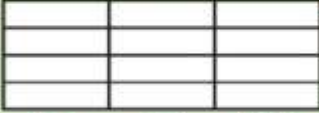

Wednesday

1. Count back.
13, , , 10,
2. There are balls altogether.

3. Colour the box that makes 9.

8 + 1



5 + 3










7 + 1

4. $3 + 4 \rightarrow 4 +$
5. Draw a shorter flower. 
6. Write the numeral twelve.
7. I am in class.
3rd 2nd 1st
8. Draw a smaller square inside this large square.
9. 2 more than 9 is .
10. Draw hands on the clock to show 7 o'clock. 
11. Colour the correct number of squares.  

dog
cat
duck
12. There were 9 apples on a tree. 4 fell off. How many are left?








Thursday


1. Count on.
11, 12, , , 15
2. $15 + 0 =$
3. Write the numeral thirteen.
4. 8 is more than 5.
5. Draw a longer line.
6. $5 + 4 =$
7. 
 + + =
8. 14 comes after .
9. Colour the animal in > place.

10. $9 +$ = 10
11. Colour match the jigsaw pieces that have the same answer.

			
			
12. The children want to make 9 buns. They have 4 buns made. How many more buns do they need to make? 

Monday

- Count back.
15, , , 12,
- Colour the box with the numeral twelve.

9	15	11	12	13
---	----	----	----	----
- | | | | | |
|---|---|---|---|---|
|  |  |  |  |  |
|  |  | <input type="text"/> | <input type="text"/> | <input type="text"/> |

7 counters. empty spaces.
7 + = 10
- How many 1c coins make up 5c?
- $9 - 2 =$
- Write the numeral fifteen.
- It is o'clock. 
- Colour every second box below.





--	--	--	--	--	--	--
- I coloured boxes above.
- $7 +$ $= 9$



- How many pairs of socks will Ollie the Octopus need to buy to have a sock for each tentacle?
- There are 2 **yellow** flowers, 3 **red** flowers and 4 **pink** flowers. How many flowers are there altogether?

/12

Tuesday

- Count on.
5, , , 8, ,
- Draw a taller tree. 
- $8 - 5 =$
- Draw a semi-circle.
- $5c + 2c + 1c + 1c =$ c
- Draw a dot on the girl's left hand side. 
- $10 + 3 =$
- Finish the pattern.

- Circle the larger number. **13** **11**
- It is o'clock. 

- Draw a picture of a car using squares only.

- Draw a picture of a face using circles only.

/12

Irish

In school we use an interactive programme called Bua Na Cainte 1. The children interact with the conversations, songs, stories and play various games. This is available for you to download for free on a computer/laptop.

1. Go to www.edco.ie/bua
2. Select the file which suits your computer either computer or Mac.
3. Select the class level you require, First Class which is Bua na Cainte 1 and click on it to start a download of the file.
4. Once the download has completed, click on the file to install and follow the on-screen instructions.
5. A Bua na Cainte icon will appear on your desktop. Once you select this icon a login page will open where you will need to enter the details included below. The login details can be used for all class versions.
6. Username: trial

Password: trial.

Prior to the Lockdown we were working on the theme *Sa Bhaile*. The children may enjoy revisiting the previous themes, singing the songs, listening to the stories and playing the games. It is no problem if the children want to explore the remaining themes, whatever they enjoy.