

Homework Activities- Room 6

Mrs Matthews- First class

18-5-20 to the 29-5-20

1. English Reading and Writing

- **Read at home** pages 109, 110, 111, 112, 113, 114, 115, 116
- **Read** and **Learn** poem **“There are Big Waves”** (attached)
- **Wordwise**

“Monster Sale Now on” pages 66, 67, 68, 69. Also pages 70, 71 (some children may have these 2 pages done), 72, 73.
- **“Online”** reading suggestions to follow
- **Summer wordsearch**- put the words in sentences
- **Draw a farm** and write about what you would do there.
I would.....
I would.....
- **Pick a book to read**. Now **‘Write an alphabet’** with words you found in the book e.g. a- apple, b-barbeque etc
- **Spell Well**- pages 20 and 56 (attached)
- **Spellings** (words from spell well)

hide, ride, side, wide,
bike, like, pipe, ripe
bite, kite, fire, time

chap, chat, chin, chew
chip, chop, chug, chum

- NB
Video on Youtube
The magic E song
KidsTV123
2:14 minutes long

2. Maths

- **Story of 18-** Use lollipop sticks to discover the sums that make up 18. Lets see how many 2's are in 18?
How many groups of 3?
Groups of 9?
Write lots of sums in your copy (don't forget a few ' _ ' sums)
Planet Maths pages 38- 39
- Use the **clock** to practise "o"clock times.
The long hand **stays** at 12 for o'clock
- **Board Game** in planet maths pages 146-147
- **Do as many pages of these as you can**

Page 40 Mental Maths
Page 65 Money
Page 69 Mental Maths
Page 79 Shape and Space
Page 88-89 The Supermarket
Page 101 Subtraction
Page 102 Addition
Page 112-113 Skip Counting
Page 133 Time (o'clock)
Page 151 Money

3. Earthlink

- **"All about water"** pages 88-89
 - Chat with your child about the different ways we use water.
 - Can you make a list of all the places where we can find water- pond river, puddle etc.
 - Discuss how we can 'Save water' e.g. go for a shower instead of a bath, use rainwater for watering flowers, turn off tap after using etc.

- **“The Life cycle of the ant”** page 92
 - Try to name as many insects/bugs as you can
 - Access story of the ant and grasshopper on Youtube

- **Read about Valentina Tereshkova** page 93
 - Talk about ‘famous’ people. People are famous for different reasons
Valentina was the **first** woman to travel into space.
 - Which ‘famous’ person would you like to meet? Why?

4. Bua na Cainte- Irish

Theme: **An Teilifís** (The television)

- **Ceacht 4:** Children **‘listen’** to the conversation lots of times to become familiar with the vocabulary. Then complete pages 68-69

Chuala mé = I heard

(Coola may)

- **Ceacht 7:**
Children listen lots of times and then complete pages 72-73

5. Grow in Love- Religion

- **Grow in Love** can be accessed as follows:
 1. Log into www.growinlove.ie with

 2. **Email:** trial@growinlove.ie

 3. **Password:** grow in love

 4. **Click** on **First Class/ P3**

 5. Click on Theme 8 **“Jesus is still with us”**

Week 1

- Lesson 1

“I am with you always”

Click on story ‘Jesus’ last words’

- Lesson 2

“I will send a helper”

Click on ‘Pentecost 2nd row - Then do pages 46/47

Week 2

- Lesson 3

Click on ‘Go and share the good news’

Children can listen to ‘What is a missionary’ / The Holy Spirit helps Jesus’ friends’

& After Pentecost

Then do pages 48/49

6. Music

- Go onto youtube- music.
 - Type into “The Yellow Submarine”
 - The Beatles 2:46 minutes long
 - The Karaoke Version 3:03 minutes long

7. Art

- Colour the mandalas
- **Online:** **I am an Artist**

Arthub4kids

<https://www.easypeasyandfun.com>

- Dolphin picture- divide page in 2 sections 'above water' 'under water'
- Stick dolphin anywhere 'above' water.
- Create an 'underwater' picture. Try to include as many creatures as you can think of

8. Poem

There are big waves and little waves,
Green waves and blue.

Waves you can jump over,
Waves you dive through.

Waves that rise up,
Like a great water wall.

Waves that swell softly,
And don't break at all.

Waves that can whisper,
Waves that can roar.

And tiny waves that run at you,
Running on the shore.

Eleanor Farjeon.

9. Optional fun Activities

- **The Teachers Cat**

- This game is designed to help children learn about 'describing words' (adjectives). 2/3 or more can play.
- The first player begins by saying "The teacher's cat is an **a** amazing cat" (or any word starting with a)
- The next player might say "the teacher's cat is a **b** beautiful cat".
- Next player "the teachers cat is a **c**lever cat" and it goes working through the alphabet.

- **How many words** can we think of that contain the word 'water'. Each player tries to think of a word e.g. waterfall, saltwater, underwater etc.

- **Alphabet questions**

Choose a category- animal, bird, country, water creature.

- Ask a question about say a dog e.g. What is the **dog** doing?
- The answer must begin with the same letter as the animal, in this case dog.
- Your child might say "The dog is digging" (possible) or
"The dog is drawing a picture" (silly answer)

WEEK
9

Sound

The /ch/ sound,
as in chin.



MY SPECIAL SPELLINGS
1.
2.

A

	list	shape	write	✓/X	write	✓/X
29	chap	<input type="text"/>	_____		_____	
	chat	<input type="text"/>	_____		_____	
	chew	<input type="text"/>	_____		_____	
	chin	<input type="text"/>	_____		_____	

30	chip	<input type="text"/>	_____		_____	
	chop	<input type="text"/>	_____		_____	
	chug	<input type="text"/>	_____		_____	
	chum	<input type="text"/>	_____		_____	

31	inch	<input type="text"/>	_____		_____	
	much	<input type="text"/>	_____		_____	
	rich	<input type="text"/>	_____		_____	
	such	<input type="text"/>	_____		_____	

Key words

32	any	<input type="text"/>	_____		_____	
	hard	<input type="text"/>	_____		_____	
	heat	<input type="text"/>	_____		_____	
	off	<input type="text"/>	_____		_____	

WEEK
27

Sound

Magic e

The magic e makes the
'i' say its name:
hid becomes hide



MY SPECIAL SPELLINGS

1.

2.

A

	list	shape	write	✓/X	write	✓/X
85	hide	<input type="text"/>	_____		_____	
	ride	<input type="text"/>	_____		_____	
	side	<input type="text"/>	_____		_____	
	wide	<input type="text"/>	_____		_____	
86	bike	<input type="text"/>	_____		_____	
	like	<input type="text"/>	_____		_____	
	pipe	<input type="text"/>	_____		_____	
	ripe	<input type="text"/>	_____		_____	
87	bite	<input type="text"/>	_____		_____	
	kite	<input type="text"/>	_____		_____	
	fire	<input type="text"/>	_____		_____	
	time	<input type="text"/>	_____		_____	
	Key words					
88	ago	<input type="text"/>	_____		_____	
	move	<input type="text"/>	_____		_____	
	park	<input type="text"/>	_____		_____	
	sea	<input type="text"/>	_____		_____	

Summer – May, June, July

Let's talk. Colour the summer picture.




Find the words in the summer wordsearch.

flowers bees picnic seaside sandals
 sun butterfly shells shorts

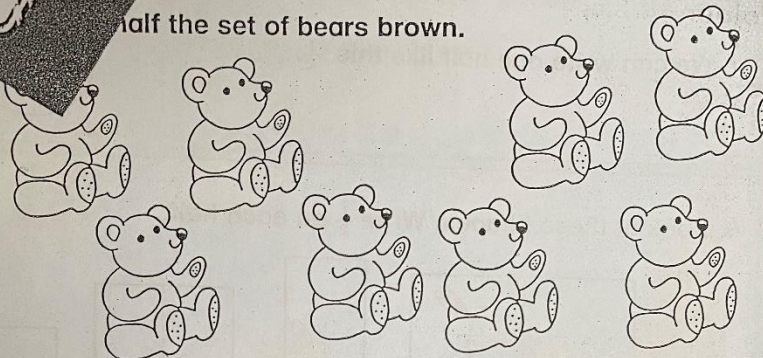


b	o	f	p	y	s	h	e	l	l	s
z	u	l	s	a	n	d	a	l	s	u
s	h	o	r	t	s	q	l	r	t	n
a	i	w	j	f	e	t	m	p	r	o
v	z	e	n	x	a	f	b	e	e	s
g	u	r	o	n	s	m	t	e	s	r
l	e	s	l	p	i	c	n	i	c	b
s	v	y	q	t	d	s	m	i	l	e
r	b	u	t	t	e	r	f	l	y	d

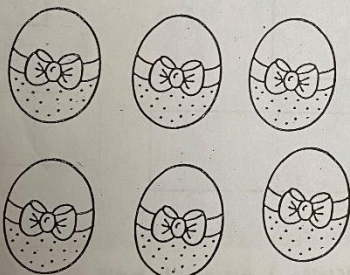


FRACTIONS

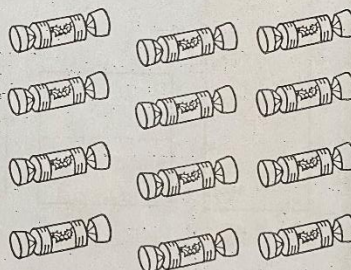
Colour half the set of bears brown.



B Colour half of the set green.



Colour half of the set blue.



C Help the manager make two teams. Give one team red jerseys. Give the other team blue jerseys.



Draw a farm and write what you would do there



I would shear the sheep in summer.

I would cut the crops in autumn.

I would plant the seed in spring.

I would dig up the potatoes in autumn.

I would get the horses in the barn.

I would milk the cow twice in a day.

I would collect milk from the cow.

I would cut the hay in summer.