

Homework activities Room 6 First Class

Mrs Matthews

Monday May 4th – Friday May 15th

I would suggest 1 writing activity, 1 maths activity and 1 other activity 1 day. Also, if your child could practise some reading to help develop fluency, that would be great.

1. English Reading and Writing

- **Farmyard adventure** pages 28, 29, 30, 31, 32
- **Read at home** pages 101, 102, 103, 104, 105, 106, 107, 108
- Read a **book** from home
- Read the poem "**Honey Bear**" (attached)

Practise reading poem every day. Maybe you could learn the poem "off by heart".

- Choose a book to read online on www.oxfordowls.co.uk
- **Wordwise** pages 62, 63, 64, 65 **The princess and the pea**
- Put the words from the **Summer wordsearch** in sentences. Write them in your copy.
- **Spell well** pages 54-55 (attached)
- **Write about** what you can see in the **Summer garden**
- **Write about** "what's wrong in the picture?"

2. Spellings

- ate, date, late, gate, gave, save, name, sale
- old, bold, cold, fold, hold, gold
- nurse teacher toes feet Miss Goody classroom
- **Video on youtube**. The magic E song KidsTV123, 2:14 minutes

3. Maths

- **Story of 17-** Use lollipop sticks to discover the sums that make 17. Start off with 2 numbers, then 3 numbers. Write the sums in your copy.
- **Counting and the 100 square.** Start at 2 and count in 2's. These are the **even** numbers. Start at 1 and count in 2's. These are the **odd** numbers.
- **Start at 5** and count in 5's e.g. 5, 10, 15, 20, 25, 30 etc. **Colour** these numbers on the 100 square (attached).
- Continue playing **clap and tap**. Child throws the little cube to land on the 100 square. They clap the number of tens and taps the units. **Record** this number on the blank abacus (attached).
- **Money-** making up amounts. **Challenge** your child to think of all the different ways we could pay for an item. **Begin** with a small amount e.g. 10c and **gradually** increase the amount to 12c, 15c, 20c (some children will find this more challenging). Be guided by your child. **Record** answers in copy e.g. 5c+5c 2c+2c+2c+2c+2c etc
- **Change-** we **count on** from the small number e.g. I had 10c. I bought a lollipop for 5c. What change will I get back? Child counts six, seven, eight, nine, ten (put one finger up for each number). My change is 5c.
- **Planet Maths** pages 36, 37, 64, 68, 82, 86, 97, 99, 100

4. Earthlink

- **On youtube** access **“The children of Lir”** video. The story is told by Sarah Mulconry and lasts for 3:09 minutes.
- Earthlink book pages 62/63
- Earthlink book pages 80/81

5. Grow in Love

Pages 40, 41, 42, 43, 44, 45

6. Bua na Cainte- Irish

- In school we use an interactive programme called **“Bua na Cainte 1”**. This is available for you to **download for free** on a computer/laptop.
 - a) Go to www.edco.ie/bua
 - b) Select the **file** which suits your computer either computer or Mac.
 - c) Select the class level. First class is **Bua na Cainte 1**. Click on it to **download** the file.
 - d) Once downloaded is completed, **click on the file to install** and follow on screen instructions.
 - e) A **“Bua na Cainte”** icon will appear on your desktop. Click on this icon. **Enter** your details below.
 - f) **Username:** trial
 - Password:** trial

Theme for this fortnight is **Sa bhaile** (at home)

- **Ceacht 2** Children listen to the sentences describing what the characters are doing. They can **‘replay’** it lots of times to become familiar with the vocabulary.

- **Bua na Cainte** book page 57
- **Ceacht 4** Repeat as above
- **Bua na Cainte** book pages 57/58
- **Ceacht 6** Repeat as above
- **Bua na Cainte** book page 62
- Click on '**Rainn**' to hear songs
- "Mo Mhadra" (my dog) and "An Chírcín Rua" (The little red hen)

7. Art

- Websites with lovely ideas
www.Arthub4kids.ie
www.easypeasyandfun.com
- Read the **poem** '**Topsy Turvy Land**' and then **draw** your own picture of what you think 'Topsy Turvy Land' would be like.

Poem- Topsy Turvy Land

The people walk upon their heads
 The sea is made of sand
 The children go to school by night
 In Topsy Turvy Land

The front doorstep is at the back,
 You're walking when you stand.

You wear your hat upon your feet
In Topsy Turvy Land

And buses on the sea you'll meet.
While pleasure boats are planned.
To travel up and down the streets
In Topsy Turvy Land

You pay for what you never get,
I think it must be grand.
For when you go you're coming back
In Topsy Turvy Land.

- Draw and colour a **'book cover'** for a book you really liked. (template attached)

Extra 'optional' fun activities

- **Colour** in the **'Mandalas'** in lovely colours (circle patterns)
- Play **The Alphabet game**. Child picks a letter from the bag of letters. Say they pick the letter "P". They make up a little story as follows;

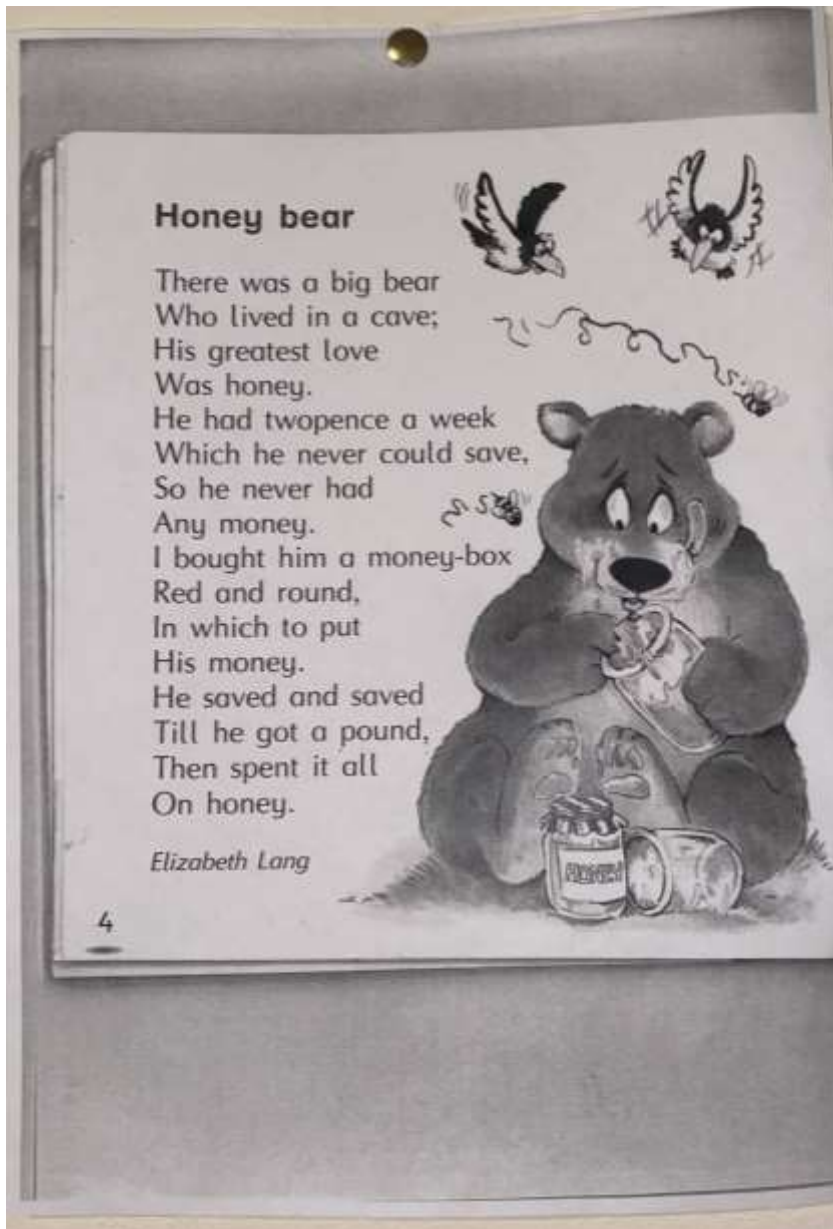
My name is Peter.

My wife's name is Patricia.

We come from Poland.

We sell parrots.

- Make words from the letters in the story title "The children of Lir" e.g. in, chin, thin, child, red, chill
- 'Change the word' Change one letter each time to make a new word e.g. coat, goat, boat, beat, bear



WEEK
26

Sound

Magic e
The magic e makes
the 'a' say its name:
bak becomes bake



MY SPECIAL SPELLINGS

1. _____

2. _____

A

	list	shape	write	✓/X	write	✓/X
81	ate	<input type="text"/>	_____		_____	
	date	<input type="text"/>	_____		_____	
	gate	<input type="text"/>	_____		_____	
	late	<input type="text"/>	_____		_____	
82	bake	<input type="text"/>	_____		_____	
	cake	<input type="text"/>	_____		_____	
	fake	<input type="text"/>	_____		_____	
	take	<input type="text"/>	_____		_____	
83	gave	<input type="text"/>	_____		_____	
	save	<input type="text"/>	_____		_____	
	name	<input type="text"/>	_____		_____	
	sale	<input type="text"/>	_____		_____	

Key words

84	have	<input type="text"/>	_____		_____	
	most	<input type="text"/>	_____		_____	
	try	<input type="text"/>	_____		_____	
	why	<input type="text"/>	_____		_____	

B Unjumble the letters to make list words.

- (a) amne _____
- (b) ehva _____
- (c) ltae _____
- (d) tea _____
- (e) hwy _____
- (f) fkae _____
- (g) aget _____
- (h) ryt _____

C Match the list word to its shape. Write it.

take	save	sale	most
•	•	•	•
•	•	•	•


D Unjumble the sentences. Write them correctly.

- (a) pie. ate The of apple dog most the
T

- (b) my birthday. will a cake Mam for bake
M

- (c) name Write your work. your on
W

What's Wrong with This Picture?



What Can You See in the Summer Garden?

Write some sentences about the picture.



Name: _____

Tens and Units

You will need: 0-99 number square, a small cube, a pencil and red and blue coloured pencils or felt-tipped pens.

Read these instructions with your Helper.

- Throw the cube on the square. Write the number it lands on in the box under the first abacus.
- Draw beads on the abacus spikes to show the number of tens in red and units in blue.

For 32 use



- Repeat to complete the sheet.

0	1	2	3	4	5	6	7	8	9
10	11	12	13	14	15	16	17	18	19
20	21	22	23	24	25	26	27	28	29
30	31	32	33	34	35	36	37	38	39
40	41	42	43	44	45	46	47	48	49
50	51	52	53	54	55	56	57	58	59
60	61	62	63	64	65	66	67	68	69
70	71	72	73	74	75	76	77	78	79
80	81	82	83	84	85	86	87	88	89
90	91	92	93	94	95	96	97	98	99



Dear Helper,

This task is to help your child to know what each digit in a two-digit number represents in tens and units. If your child has difficulty working with numbers above 30, write different numbers between 10 and 30 in the boxes underneath each abacus for your child to draw in the beads. Challenge your child by playing a game where you say a number as tens and units, for example, '3 tens and 4 units' and your child says the whole number, 'Thirty-four.'

THE 100 SQUARE

1	2	3	4	5	6		8	9	10
11	12	13	14	15	16	17	18	19	20
21	22	23	24	25	26	27	28	29	30
31	32	33	34	35	36	37	38	39	40
41	42	43	44	45	46	47	48	49	50
51	52	53	54	55	56	57	58	59	60
61	62	63	64	65	66	67	68	69	70
71	72	73	74	75	76	77	78	79	80
81	82	83	84	85	86	87	88	89	90
91	92	93	94	95	96	97	98	99	100

Money: shopping

Ring the correct amount for each item. Match.

The worksheet contains the following items and their prices:

- Bag of fruit: 14c
- Bag of candy: 13c
- Hamburger: 15c
- Ice cream cone: 16c
- Slice of pizza: 19c
- Pear: 17c

The available coins are:

- 10c Euro coins: 1, 2, 3, 4, 5, 6, 7, 8, 9, 10, 11, 12, 13, 14, 15, 16, 17, 18, 19, 20, 21, 22, 23, 24, 25, 26, 27, 28, 29, 30
- 15c Euro coins: 1, 2, 3, 4, 5, 6, 7, 8, 9, 10, 11, 12, 13, 14, 15, 16, 17, 18, 19, 20, 21, 22, 23, 24, 25, 26, 27, 28, 29, 30
- 20c Euro coins: 1, 2, 3, 4, 5, 6, 7, 8, 9, 10, 11, 12, 13, 14, 15, 16, 17, 18, 19, 20, 21, 22, 23, 24, 25, 26, 27, 28, 29, 30

Strand Unit: Money: recognise, exchange and use coins to value of 20 cent

Linkage: Addition

A Write the amounts.

 c c c c c c

B How much money is in each piggy bank?

 c c c c

C Draw the coins on each purse.



14c



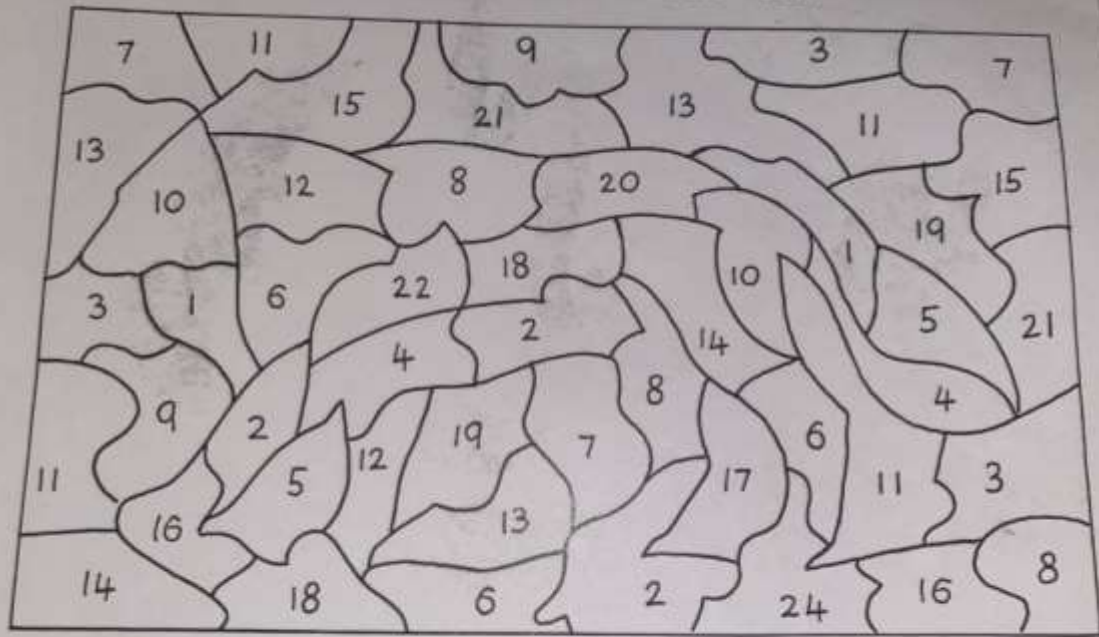
16c



8c



Colour the odd numbers yellow and
colour the even numbers red.



My favorite book is...

By:

