

## Room 4 Optional Homework (Ms O' Flynn)

Hi Boys and Girls,

I hope you are well. Below you will find some suggested work for the next two weeks. The work is optional so do whatever you can.

If you would like to email me pictures of your work I would love to see them or if you have any questions do not hesitate to contact me. My email is [emer.watson7@gmail.com](mailto:emer.watson7@gmail.com). Looking forward to seeing you all soon hopefully,

Stay safe,

Ms. O' Flynn

### Monday May 4<sup>th</sup>

Maths - make a clock (cereal box, base of a saucepan can be used-see picture below attached)

[https://content.folensonline.ie/programmes/PlanetMaths/PM1/resources/activitya/pm\\_1c\\_133a/index.html](https://content.folensonline.ie/programmes/PlanetMaths/PM1/resources/activitya/pm_1c_133a/index.html)

Spellings - st words list 37 (Spellings attached at end of this document)

Put your spellings into sentences.

Wordwise p62 - Read the story and write out all the words beginning with "t"

Oxford Owl - Pick a book online and read a few pages - its free to sign up  
(<https://www.oxfordowl.co.uk/for-home/find-a-book/library-page/>)

### Tuesday May 5<sup>th</sup>

Maths - click and watch this video on time <https://www.youtube.com/watch?v=HrxZWNu72Wl>

[https://content.folensonline.ie/programmes/PlanetMaths/PM1/resources/activitya/pm\\_1c\\_133/index.html](https://content.folensonline.ie/programmes/PlanetMaths/PM1/resources/activitya/pm_1c_133/index.html)

Planet Maths pg 133 (use the clock you made yesterday to show the answers)

Spellings -st words list 38

Put spellings into sentences.

Wordwise pg 62 + 63

Reading Oxford Owl - continue with book

### Wednesday May 6<sup>th</sup>

Maths click and watch this video on time <https://www.youtube.com/watch?v=r-rayvaGluMY>

[https://content.folensonline.ie/programmes/PlanetMaths/PM1/resources/activities/pm\\_1c\\_134/index.html](https://content.folensonline.ie/programmes/PlanetMaths/PM1/resources/activities/pm_1c_134/index.html)

Planet Maths pg 134 (use the clock you made to show the answers)

Spellings - st words list 39

Put spellings into sentences.

Free writing - You are a King or Queen for a day (where do your Royal family live, What would you do if you were a king or Queen, who would live in the palace with you, what do you wear, what orders would you give and draw a picture)

Reading - Oxford Owl (read a few pages of a book)

Grow in Love - watch the stories

'Grow in Love' can be accessed as follows:

Log into [www.growinlove.ie](http://www.growinlove.ie)

with email: [trial@growinlove.ie](mailto:trial@growinlove.ie)

Password:growinlove

Click into First Class Programme

Click into Theme 9 - Creation - Lesson 1: Watch the stories and listen to the songs and prayers.

pg 50 in the book

### **Thursday May 7<sup>th</sup>**

Maths – click here and select one page on o clock activities and one page of half past activities.

<https://www.twinkl.ie/resource/t-n-2544952-oclock-and-half-past-activity-sheets>

Spellings - list 40

Put spellings into sentences.

Writing - My News (a few sentences on what you do everyday)

Earthlinks pg 72

Reading - Oxford Owl (read a few pages)

### **Friday May 8<sup>th</sup>**

Spelling Test on all spellings this week

Spelling worksheet attached below (can write answers into a copy)

Grow in Love pg 51

Maths - sheet attached (Mon/Tues - can write answers into your copy)

Art - lighthouse (see picture attached below)

Reading - Oxford Owl - (read a few pages)

### **Monday May 11<sup>th</sup>**

Maths - months of the year watch <https://www.youtube.com/watch?v=lPeAo1hz8GA>

Planet Maths pg 135

Spellings - ee words list 41 (spelling sheet attached below)

Put spellings into sentences.

Wordwise - watch video on magic "e" <https://www.youtube.com/watch?v=gp1UmVSLJ4>

Wordwise pg 64

Reading - Oxford Owl (read a few pages)

Earthlinks pg 73

### Tuesday May 12<sup>th</sup>

Planet Maths pg 136

Spellings - ee words list 42

Put spellings into sentences.

Wordwise pg 65

Reading Oxford Owl - read a few pages

Grow in Love watch songs and stories

'Grow in Love' can be accessed as follows:

Log into [www.growinlove.ie](http://www.growinlove.ie)

with email: [trial@growinlove.ie](mailto:trial@growinlove.ie)

Password:growinlove

Click into First Class Programme

Click into Theme 9 - Creation - Lesson 2: Watch the stories and listen to the songs and prayers.

Grow in Love pg 52

### Wednesday May 13<sup>th</sup>

Maths Maths - sheet attached (Wed/Thurs - can write answers into your copy)

Spellings - ee words list 43

Put spellings into sentences

Free Writing - If I was an animal for a day (What would you be and why, where did you go, what did you do, what was your favourite part and draw a picture)

Reading - Oxford Owl - read a few pages

### Thursday May 14<sup>th</sup>

Spellings - list 44

Put spellings into sentences

Maths - sheet attached (Mon/Tues - can write answers into your copy)

My News - write a few sentences on what you did this week and draw a picture

Grow in Love pg 53

Reading - Oxford Owl - read a few pages

### Friday May 15<sup>th</sup>

Spelling Test on all spellings this week.

Spelling worksheet attached below (can write answers into a copy)

Maths - Sheet attached below (Wed/Thurs - can write answers into your copy)

Art - Bird picture (See attached picture)

### Some Extra work if you run out or want to do more:

I have attached another document with some fun things to do if you run out. It's labelled Extra Work for first class. Enjoy☺

Also do not forget that Da Vinci are still printing children's homework for free if you would like your pages printed. All the information is on the picture:

**FREE FOR ALL CHILDREN DURING COVID-19 CRISIS** Coronavirus COVID-19

[/davincicreativeireland](https://www.facebook.com/davincicreativeireland)

TO HELP WITH YOUR **CHILDREN'S SCHOOLWORK**

**FREE B/W PRINTING & COPYING**

JUST EMAIL US YOUR CHILD'S SCHOOL OR ART FILES  
(OTHER MEDIA BY ARRANGEMENT)

[schoolwork@davincicreative.net](mailto:schoolwork@davincicreative.net)

**DA VINCI creative**

Studios: Main Street, Charleville, Co. Cork  
Main Street, Kilfinane, Co. Limerick  
tel: 017 419 9585  
email: [schoolwork@davincicreative.net](mailto:schoolwork@davincicreative.net)

## Clock Monday May 4<sup>th</sup>

You can use a cereal box or a piece of paper. Use a saucepan and draw a circle around the base with a pencil. Cut it out and stick on a hour handle and a minutes handle



WEEK  
12

Sound

The /st/ sound,  
as in stag.



MY SPECIAL SPELLINGS

1.  
2.

A

	list	shape	write	✓X	write	✓X
37	stag	<input type="text"/>	_____		_____	
	star	<input type="text"/>	_____		_____	
	stop	<input type="text"/>	_____		_____	
	stud	<input type="text"/>	_____		_____	
38	fast	<input type="text"/>	_____		_____	
	just	<input type="text"/>	_____		_____	
	list	<input type="text"/>	_____		_____	
	nest	<input type="text"/>	_____		_____	>
39	pest	<input type="text"/>	_____		_____	
	rest	<input type="text"/>	_____		_____	
	rust	<input type="text"/>	_____		_____	
	test	<input type="text"/>	_____		_____	



Key words

40	day	<input type="text"/>	_____		_____	
	ears	<input type="text"/>	_____		_____	
	now	<input type="text"/>	_____		_____	
	two	<input type="text"/>	_____		_____	

Read each clue. To get the answer, you must change one letter from the word above it.

p	e	s	t
	e	s	t

- ← birds lay eggs in this
- ← if you are tired you should ...
- ← a red or orange stain

Write the **list** words correctly.

(a)	wno	→	_____	(e)	wot	→	_____
(b)	ttse	→	_____	(f)	ltis	→	_____
(c)	sdut	→	_____	(g)	ustj	→	_____ > _____
(d)	gsta	→	_____	(h)	yda	→	_____

Write these sentences with spaces.

(a) Thestaghadtostopforarest.




---



---



---

(b) Therearetwonamesonthelist.




---









---




---








Monday

- Count on.  
7, 8, , 10,
- $7 + 5 =$
- Write the numeral eleven.
- Which holds less?   (a)  (b)
- It is  o'clock. 
- What number comes after 10?
- Circle the odd shape out.  

- $3 +$    $= 5$   

- How many stars?   

- $5c + 3c =$

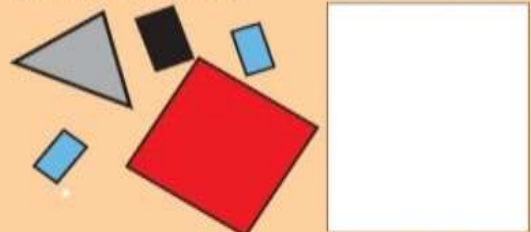


- There are more  than .
- There are 12 balls in this box. 8 of them are blue. All the other balls are red. How many red balls are there?   


Tuesday

- Count on.  
7, , 9, , 11,
- This is a .   
circle square triangle
- $5 + 5 =$
- Write the numeral twelve.
- Circle the larger number. **13** **15**
- Join the dots 1 to 15 to make a picture. 
- Count the coins.   

- $5 +$    $= 10$  
- Which scarf is shorter?   
(a)   
(b) 
- +  =  

11. Use these shapes to make a house.



- Yesterday I went fishing with Daddy. I caught 5 fish and Daddy caught 6 fish. How many fish did we catch altogether?



Art - Friday May 8<sup>th</sup> - Crayons/Markers can be used



WEEK  
13

Sound

The /ēē/ sound,  
as in eel.







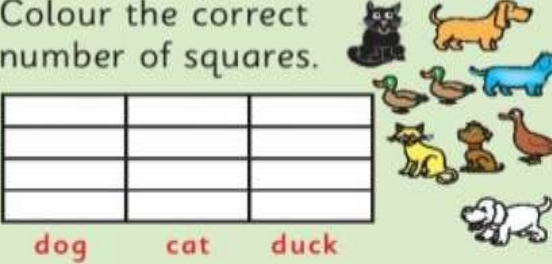
MY SPECIAL SPELLINGS

1. \_\_\_\_\_




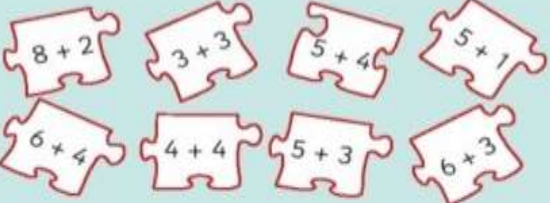

2. \_\_\_\_\_

	list	shape	write	✓/✗	write	✓/✗
41	eel	<input type="text"/>	_____		_____	
	feel	<input type="text"/>	_____		_____	
	heel	<input type="text"/>	_____		_____	
	peel	<input type="text"/>	_____		_____	
42	feet	<input type="text"/>	_____		_____	
	meet	<input type="text"/>	_____		_____	
	seed	<input type="text"/>	_____		_____	
	weed	<input type="text"/>	_____		_____	
43	seek	<input type="text"/>	_____		_____	
	week	<input type="text"/>	_____		_____	
	deer	<input type="text"/>	_____		_____	
	jeer	<input type="text"/>	_____		_____	
<p><b>Key words</b></p>						
44	body	<input type="text"/>	_____		_____	
	cold	<input type="text"/>	_____		_____	
	legs	<input type="text"/>	_____		_____	
	warm	<input type="text"/>	_____		_____	

### Wednesday

- Count back.  
13, , , 10,
- There are  balls altogether.  

- Colour the box that makes 9.  
  $8 + 1$      $5 + 3$      $7 + 1$
- $3 + 4 \rightarrow 4 +$
- Draw a shorter flower. 
- Write the numeral twelve.
- I am in  class.  
**3rd 2nd 1st**
- Draw a smaller square inside this large square. 
- 2 more than 9 is .
- Draw hands on the clock to show 7 o'clock. 
- Colour the correct number of squares.   
        
dog   cat   duck
- There were 9 apples on a tree. 4 fell off. How many are left?

### Thursday

- Count on.  
11, 12, , , 15
- $15 + 0 =$
- Write the numeral thirteen.
- 8 is  more than 5.
- Draw a longer line.  

- $5 + 4 =$
-   
 +  +  =
- 14 comes after .
- Colour the animal in  place. 
- $9 +$   = 10
- Colour match the jigsaw pieces that have the same answer.  

- The children want to make 9 buns. They have 4 buns made. How many more buns do they need to make?  

## Monday

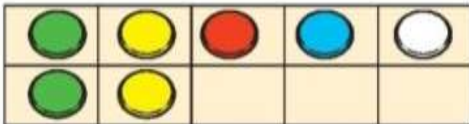
1. Count back.

15, , , 12,

2. Colour the box with the numeral twelve.

9	15	11	12	13
---	----	----	----	----

3.



7 counters.  empty spaces.

$7 + \text{} = 10$

4. How many 1c coins make up 5c?

5.  $9 - 2 = \text{}$

6. Write the numeral fifteen.

7. It is  o'clock.



8. Colour every second box below.

<input type="text"/>	<input type="text"/>	<input type="text"/>	<input type="text"/>	<input type="text"/>	<input type="text"/>	<input type="text"/>
----------------------	----------------------	----------------------	----------------------	----------------------	----------------------	----------------------

9. I coloured  boxes above.

10.  $7 + \text{} = 9$



11. How many pairs of socks will Ollie the Octopus need to buy to have a sock for each tentacle?

12. There are 2 **yellow** flowers, 3 **red** flowers and 4 **pink** flowers. How many flowers are there altogether?

## Tuesday

1. Count on.

5, , , 8, ,

2. Draw a taller tree.



3.  $8 - 5 = \text{}$

4. Draw a semi-circle.



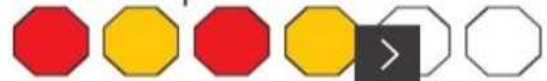
5.  $5c + 2c + 1c + 1c = \text{} c$

6. Draw a dot on the girl's left hand side.



7.  $10 + 3 = \text{}$

8. Finish the pattern.



9. Circle the larger number. **13** **11**

10. It is  o'clock.











11. Draw a picture of a car using squares only.



12. Draw a picture of a face using circles only.



Write the correct **list** word under each picture.

<p>(a) </p> <p>    </p>	<p>(b) </p> <p>    </p>	<p>(c) </p> <p>    </p>	<p>(d) </p> <p>    </p>
<p>(e) </p> <p>    </p>	<p>(f) </p> <p>    </p>	<p>(g) </p> <p>    </p>	<p>(h) </p> <p>    </p>

Fill in the blanks using words from the box.

<p>(a) I am pleased to _____ you.</p> <p>(b) We love to play hide and _____.</p> <p>(c) It was a _____, winter's day.</p> <p>(d) I asked Mam to _____ my apple.</p> <p>(e) An _____ looks like a water snake.</p> <p>(f) It is unkind to _____ your friends.</p>	<p>cold</p> <p>ee</p> <p>jeer</p> <p>meet</p> <p>peel</p> <p>seek</p>
--	---

Complete the sentences using **list** words.

(a) I planted a \_\_\_\_\_, but after a \_\_\_\_\_ only a \_\_\_\_\_ grew.

(b) When I run, my \_\_\_\_\_ and \_\_\_\_\_ get very \_\_\_\_\_.



Art - Friday May 15<sup>th</sup>



LOVE

## Irish

In school we use an interactive programme called Bua Na Cainte 1. The children interact with the conversations, songs, stories and play various games. This is available for you to download for free on a computer/laptop.

1. Go to [www.edco.ie/bua](http://www.edco.ie/bua)
2. Select the file which suits your computer either computer or Mac.
3. Select the class level you require, First Class which is Bua na Cainte 1 and click on it to start a download of the file.
4. Once the download has completed, click on the file to install and follow the on-screen instructions.
5. A Bua na Cainte icon will appear on your desktop. Once you select this icon a login page will open where you will need to enter the details included below. The login details can be used for all class versions.
6. Username: trial

Password: trial.

Prior to the Lockdown we were working on the theme *Sa Bhaile*. The children may enjoy revisiting the previous themes, singing the songs, listening to the stories and playing the games. It is no problem if the children want to explore the remaining themes, whatever they enjoy.