

Blending

Videos to help your child sound out words.

<https://www.twinkl.ie/blog/ways-to-practise-phase-1-oral-blending-and-segmenting-at-home>

(Click on the first video you see)

- <https://www.youtube.com/watch?v=CWx3R2LsaQk>
- <https://www.youtube.com/watch?v=T7Hy6GD8amw>
- <https://www.youtube.com/watch?v=VxBEmaaSh1c>

Use your arm to blend sounds.

Click on this video to see this in action.

<https://www.youtube.com/watch?v=WRdIYE7Wdlk>



Can you sound out
these words?

at

it

as

sat

sit

pit

pat

tip

app

tap


Can you sound out these
words and match them to the
correct pictures?

Name: _____


Word Matching

Match the words with the pictures.

fat



cat



hat



bat






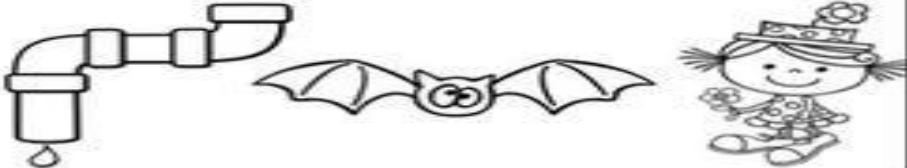

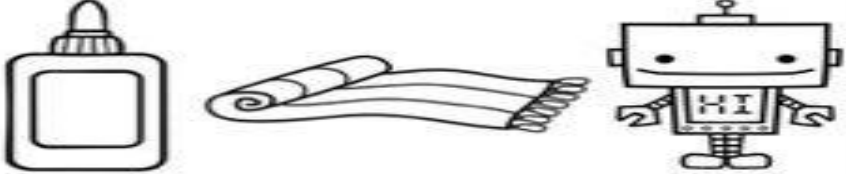




rat



Name: _____

I Can Read and Match

Read and write the word. Color the matching picture.

Read	Write	Color
hat		
bat		
mat		
cat		
rat		

Name: _____

Match Word With Picture

Circle the correct word that matches the picture.



ran rat rag



pat pan pad



tag tap tan



cap car can



mad man map



van vat vet