

## **Senior Infant Online Work : Monday 22<sup>nd</sup> February – 26<sup>th</sup> February 2021**

### **Monday**

- Reading Folder: Learn new words (**Luke, Max, shows, no**)
- Homework copy: letter **Uu** (2 pages)
- [https://www.youtube.com/watch?v=qcSDM2f\\_FA4](https://www.youtube.com/watch?v=qcSDM2f_FA4)
- <https://www.youtube.com/watch?v=nPJRhEV-kF8>
- <https://www.starfall.com/h/abcs/letter-u/?t=317709534>
- Write 5 words into your class copybook beginning with the letter u
- **The Ugly Duckling Comprehension** (see attached)- read and answer the questions into your copy
- Draw and label 2d shapes into your class copy(circle,square,triangle,rectangle)
- How many sides and how many corners?
- <https://www.youtube.com/watch?v=beTDz9HSNOM>
- <https://www.youtube.com/watch?v=aRct9Ch7oR0>
- **Bua na Cainte Éadaí Ceacht 3 – see video**
- Book from home or online book

### **Tuesday:**

- Reading Folder: Learn new words (**you, not, it, too**)
- Read the at words – see attached
- at words story (My little cat) and comprehension questions- see attached
- Phonics worksheet in reading folder (**u**)
- Small Planet Maths pages **13.14.15 – number 6**
- What a Wonderful world page 32(**The Ugly Duckling**)
- Book from home or online book

### **Wednesday:**

- at words – sentence repair – see attached- write the correct sentences into your copy book.
- Reading Folder: Learn new words (**can, very, and, pull**)
- Sounds in action page **34+35**
- <https://www.youtube.com/watch?v=lGHo63pPDBc>
- **Bua na Cainte Éadaí Ceacht 4 – see video**
- <https://www.youtube.com/watch?v=dbPIY8npPlw>
- Count the shapes in the 2d shape picture – see attached. And write the answer into your copy.
- Draw the 2d shapes – see attached sheet(draw a red circle with a green square inside.).....
- Book from home or online book
- <https://www.youtube.com/watch?v=J9x-UdniNd8> (The Ugly Duckling)
- [https://www.youtube.com/watch?v=TCrFUD98U\\_Q](https://www.youtube.com/watch?v=TCrFUD98U_Q) (Andy under the sea)

## Thursday:

- Fill in the missing at words page and complete the missing first letters page– see attached
- Write Here page **21**
- **Bua na Cainte- Ceacht 6 – see video**
- Bua na Cainte workbook page 31
- Cé leis an geansaí? Who owns the jumper? (an gúna-dress, an léine-shirt, an sciorta-skirt, an bríste-pants) 'Is liomsa é,' arsa Niamh. - 'It belongs to me', said Niamh. (Oisín/Mamáí)
- Answer the carrot club addition sums – see attached
- Grow in Love page **60+61** **Lent is a time to say sorry to God**

## Friday:

Art – drawing – see attached (how to draw a sheep, tulip) or draw your own picture.


<https://www.youtube.com/watch?v=yytrvfsabpM>- Cat in the hat.




Read the story

## The Ugly Duckling

► Colour the picture. Read the story.




The ugly duckling is very sad.  
No one likes him.  
The ugly duckling runs away.  
Soon he grows up.  
He turns into a swan.  
Look at his new friends.  
They have lots of fun.





▶ Join the dots. Write the words.



t            u            d

▶ Choose the correct word.

friends    ugly    duckling    runs    swan    fun


1. The u\_\_\_\_\_ d\_\_\_\_\_ is sad.

2. The ugly duckling r\_\_\_\_\_ away.

3. He turns into a s\_\_\_\_\_.

4. Look at his new f\_\_\_\_\_.

5. They have lots of f\_\_\_\_\_.



Name: \_\_\_\_\_


**-at**

# My Little Cat



Read the passage 3 times and then answer the questions.

My little cat is on a mat. My cat likes to play with my hat. I like to pat my little cat. My cat saw a rat. It ran to get the rat. The rat ran into my hat.



1. What does the cat like to play with?

2. What did the cat see?

3. Where did the rat run?

Name: \_\_\_\_\_



# Sentence REPAIR SHOP

at



Rewrite the sentences by putting the words in the correct order.

cat      My      jump.      can

\_\_\_\_\_

-----

\_\_\_\_\_



fly.      bat      The      can

\_\_\_\_\_

-----

\_\_\_\_\_



The      little.      is      rat

\_\_\_\_\_

-----

\_\_\_\_\_



# I Can Read Words With "at"

bat

hat

Read the "at" words as  
fast as you can! Highlight  
the "at" in each word.

flat

pat

rat

cat

mat

chat

that

sat



at

Name \_\_\_\_\_

# Words With "at"



at

I see a black \_\_\_\_\_.



I will wear a \_\_\_\_\_.



rat

fat

cat

bat

hat

The \_\_\_\_\_ is in the cave.



Did you see the \_\_\_\_\_?



That cat is very \_\_\_\_\_.





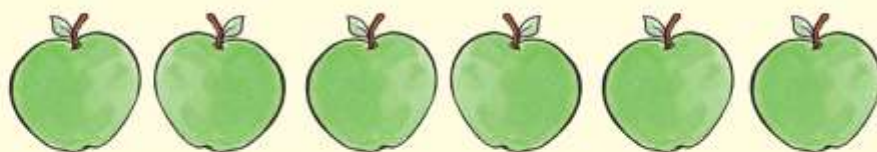


Name \_\_\_\_\_




# story of 6

# 6



Name \_\_\_\_\_

# -at words



\_\_at



\_\_at



\_\_at



\_\_at



\_\_at

hat

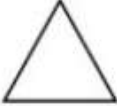



bat

rat

mat

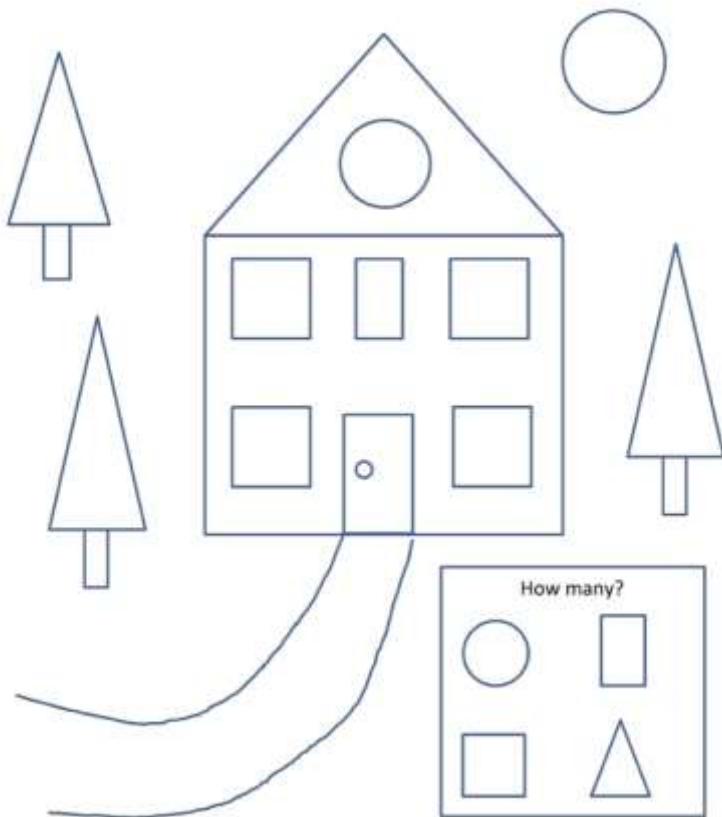
cat

## 2D Shape Attributes

Shape	Name	How many sides?	How many corners?
			
			
			
			

© Copyright 2017, www.sparkbox.co.uk

### COUNT THE SHAPES 1



Name

Date



## DRAW THE 2D SHAPES 1

Draw a red circle with a green square inside.





Draw a blue triangle inside a yellow square.

Draw a green triangle on top of a blue square

Draw a yellow circle under a red triangle.

# Carrot Club

Add the number of things and write your answers in the box.



## How to draw a Tulip

1



2



3



4



5



6



# How to draw a sheep

1



2




3



4



5



6

