

Senior Infant Online Work : Monday 8th February – 12th February 2021

Monday

- Green class reader (Magic in the Sky) **Luke's Wobbly Tooth** page 2
- Reading Folder: Learn new words (**tooth, fall, wobbly**)
- Reading Folder: read words from word box 7
- Homework copy: letter **Oo** (2 pages)
- <https://www.youtube.com/watch?v=rpvtKnqu7-4>
- <https://www.youtube.com/watch?v=KYWpjZLgd-8>
- <https://www.youtube.com/watch?v=4QRop-G9hw8>
- <https://www.starfall.com/h/abcs/letter-o/>
- Write 5 words into your class copybook beginning with the letter o
- Week 5 Maths sheets in reading folder – Monday
- **Spring Comprehension** (see attached)- read and answer the questions into your copy
- <https://pbskids.org/curiousgeorge/busyday/bugs/>
- <https://ie.ixl.com/ela/sr-infants/find-a-word-in-a-sentence>
- **Bua na Cainte Éadaí Ceacht 1 - see video**
- Book from home or online book
- <https://www.youtube.com/watch?v=eCBvzAkhcGo>

Tuesday:

- Green class reader(Magic in the Sky) **Luke's Wobbly Tooth** page 3
- Reading Folder : Learn new words (**will, don't, new**)
- Reading Folder: read words from word box 7
- Write your News into your news copy
- Phonics worksheet in reading folder (**o**)
- Week 5 Maths sheets in reading folder – Tuesday
- <https://www.youtube.com/watch?v=2vrzODAv0hU>
- **Bua na Cainte workkbook B Éadaí page 29 join the dots and colour the picture** Practise asking the question and saying the answer in Irish
- **Cad atá sa chófra éadaí?** - What is in the wardrobe?
- **Tá hata sa chófra éadaí.** - There is a hat in the wardrobe.
- (**geansaí**-jumper, **léine**-shirt, **bríste**-pants, **gúna**- dress, **cóta**-coat) (see video ceacht 1)
- Big Planet Maths book page 69(less than) **only do the pages assigned for this book as we have skipped pages depending on the topics being covered.**
- <https://www.youtube.com/watch?v=R13wbijAAH0>
- <https://ie.ixl.com/ela/sr-infants/spell-the-sight-word>
- Book from home or online book



Wednesday:

- Green class reader (Magic in the Sky) **Luke's Wobbly Tooth** page 4
- Reading Folder: Learn new words (**one, grow, out**)
- Reading Folder: read words from word box 7
- Week 5 Maths sheets in reading folder (Wednesday)
- <https://www.topmarks.co.uk/learning-to-count/chopper-squad>
- **Complete maths at home task (Less than)** **see attached sheet**
- Write 4 sentences about Spring into your class copy
- Sounds in action page **32+33**
- **Bua na Cainte Éadaí Ceacht 2- see video**
- Book from home or online book
- <https://www.youtube.com/watch?v=vG1kBpqlSoQ>
- <https://www.youtube.com/watch?v=hZLPpBAcXUY> (exercise with Andy up in the air)

Thursday:

- Green class reader (Magic in the Sky) Luke's Wobbly Tooth page 5
- Reading Folder: Learn new words (**says, soon, want**)
- Reading Folder: Write the words from word box 7 onto the attached sheet.
- Week 5 Maths sheet in reading folder (Thursday)
- <https://ie.ixl.com/math/sr-infants/fewer-and-more-compare-in-a-mixed-group>
- Write Here page **20**
- **Bua na Cainte workbook B Éadaí page 30** 'Tá geansaí, bríste, bróga agus hata orm,' arsa Niamh. -'I have a jumper, pants, shoes and hat on me', said Niamh. **Dathaigh an geansaí buí.** - Colour the jumper yellow. (**an bríste gorm**-the pants blue, **na bróga corcra**- the shoes purple, **an hata bándearg**-the hat pink)
- What a wonderful World (Spring) pages **42+43 Spring (Look at the picture and talk about the signs of Spring.**
<https://www.youtube.com/watch?v=sLkK98zuw0c>

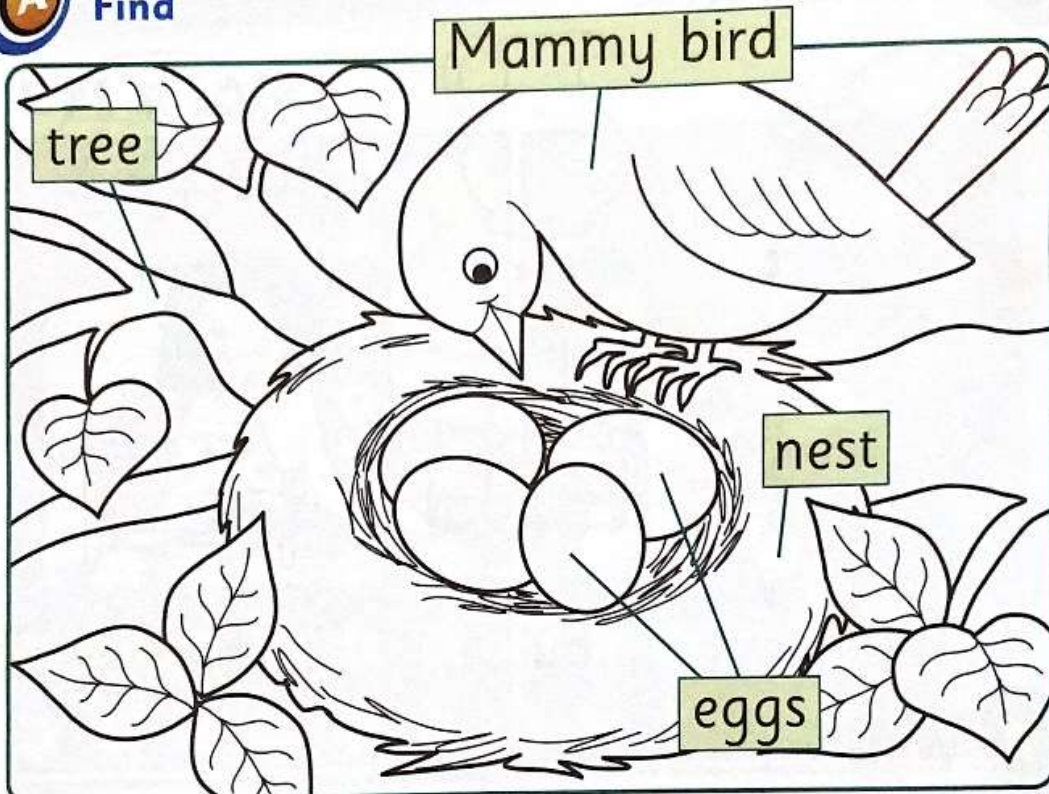
Friday:

- **Valentine Comprehension**- read and write the answers into your class copy (see attached)
- **Valentine maths** addition and word problems (see attached)
- <https://ie.ixl.com/math/sr-infants/fewer-more-and-same>
- **Valentine's Day Art:** see the tutorials below and attached drawing ideas
<https://www.youtube.com/watch?v=S7dmmRYzyEc>
- https://www.youtube.com/watch?v=td6-t7R_9B0
- <https://www.youtube.com/watch?v=Keqqo9ty7JI> -  The Littlest Valentine 
- **Try some of the fun Valentine's Day Activities attached below**

- Read the sentences about Spring and answer the comprehension questions below

Spring

A Find



B Read

It is spring.

I see a nest in the tree.

I see Mammy bird.

Mammy bird is in the nest.

Daddy bird is not in the nest.

Mammy bird has four eggs.

Skill: Reading

A Talk about the picture. The words in the picture are in the story. Can you find them?

B Read the story.

Answer the questions either by saying the answer or writing the answer into your class copy.

A) What is this a picture of?

1.



2.




3.



4.



5.








6.



B) Spring

1. What season is it in the story?
2. What was in the tree?
3. What was in the nest?
4. Was Mammy bird in the nest?
5. Was Daddy bird in the nest?
6. How many eggs does Mammy bird have?

Maths task at home - Less than

<p>7 oranges</p> 	<p>Draw <u>less than</u> 7 oranges into your school copy.</p>
<p>3 books</p> 	<p>Draw <u>less than</u> 3 books into your school copy.</p>
<p>5 socks</p> 	<p>Draw <u>less than</u> 5 socks into your school copy.</p>
<p>4 spoons</p> 	<p>Draw <u>less than</u> 4 spoons into your school copy.</p>
<p>6 pencils</p> 	<p>Draw <u>less than</u> 6 pencils into your school copy.</p>

Valentine Comprehension: Read the sentences and write the answers to the questions into your class copy

Name _____

Valentine Comprehension

Read the story and answer the questions.

It is Valentine's Day!

I see a teddy bear.

I see a card.

I see a rose.

Do you see hearts?



1. What day is it?

2. What is the teddy bear holding?

3. How many hearts do you see?

Valentine addition:



$1 + 1 =$

Name _____



$1 + 2 =$



$1 + 3 =$

$1 + 4 =$



$1 + 5 =$



$1 + 6 =$

$1 + 7 =$



$1 + 8 =$

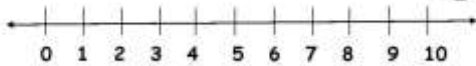
$1 + 9 =$



Valentine's Day Maths Problems – Try some of these and write your answer into your class copy.



Valentines



We made 3 valentines for our friends.
Then we made 3 more valentines.
How many valentines did we make in all?

Drawing

Ten Frame

Equation

Sum

___ + ___ = ___

© Sherry Clemons 2014

Cupcake Love

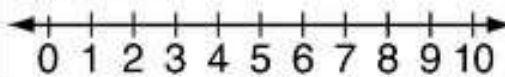


Read and solve the word problem to find out how many cupcakes in all.

Kip gave me 7 cupcakes and Jo gave me 2 cupcakes. How many cupcakes in all?

My Picture:

My Number Line:



My Equation:

___ + ___ = ___

My Answer:

___ cupcakes

© Tara West 2011

I. Nick got 3 Valentine cards. Then, he got 6 more. How many cards does Nick have altogether?



J. Pat ate 6 pieces of chocolate. Later, she ate 0 more. How many chocolates did Pat eat in all?



K. Tam had 9 heart balloons. She gave 7 balloons to Dan. How many balloons does Tam have now?


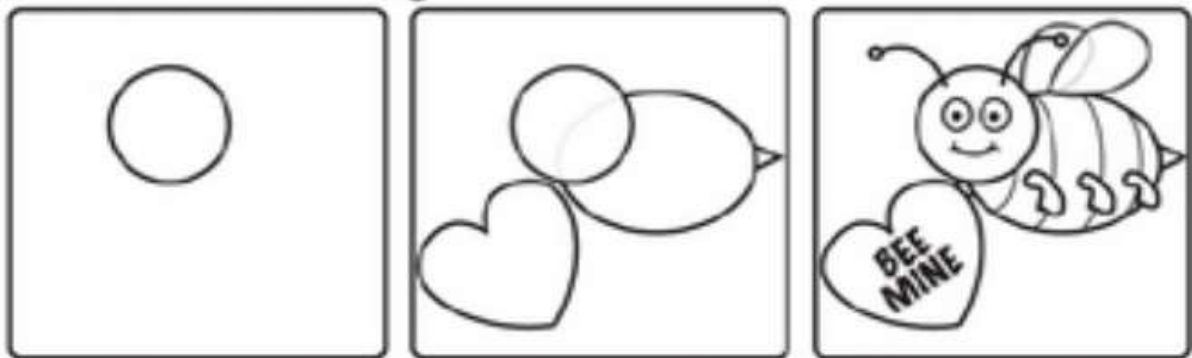


L. Ben had 2 roses. Then, he got 3 more. How many roses does Ben have all together?



Valentine's Day Art:

Have a go at drawing some of these Valentine pictures



EXTRA WORK: Valentine's Day Activities


Read the sentences below, unscramble and write them correctly into your class copy


Sentence Unscramble


Write the words in the correct order to make a sentence

Name _____

Valentine's Day Sentence Unscramble

eat	to	 candy.	like	I




make	 valentine.	a	will	I

are	good.	 Cupcakes	so


Write a sentence about Valentine's Day.

Before and After Numbers up to 10


Write the numbers that come before and after




Count the shapes in each heart




My heart has circles.



My heart has triangles.



My heart has squares.



My heart has rectangles.

Valentine's Day Word Search:

L O V E E
K R O S E
I H U G A
S D E A R
S P N T A

DEAR HUG
KISS LOVE ROSE

Read the sentences and write your own sentences with the word love.

I Love

Full-Page Emergent Reader

I love my teddy bear.



I love my shoes.



I love my bike.



I love my fish.



I love my ball.























But I *love* my mom!



Which One is Different?
Help Cupid figure out which
picture is different than the rest.

Level 1




Sweet Hearts


Name _____

Addition


Use the pictures to add. Write the numbers.



$$\underline{4} + \underline{3} = \underline{7}$$




$$\underline{\quad} + \underline{\quad} = \underline{\quad}$$




$$\underline{\quad} + \underline{\quad} = \underline{\quad}$$



$$\underline{\quad} + \underline{\quad} = \underline{\quad}$$



$$\underline{\quad} + \underline{\quad} = \underline{\quad}$$



$$\underline{\quad} + \underline{\quad} = \underline{\quad}$$

